

1000



Creative Inspiration

Prompts

2024.Nov.

Dear MiseNoMa Members,

I hope you are doing well.

Let me explain the general idea of this prompt.

This is the “100 Creative Inspiration Prompts” for you to set your mind to be the next artisan-made product designer.

I once heard that our brains don’ t like unanswered questions. Once a question is given to our brain, our brain starts to search for the answer.

Have you had an experience in which once you started thinking about one thing, you suddenly started to see the keywords in your everyday life or the information that came to you?

I have. When I decided to study English in Ireland back in 1999, before Web 2.0, I thought it was tough to gather information. But once I decided, anything related to Ireland started to jump out at me. It felt like even TV stations suddenly started being interested in Ireland; I started to notice TV shows about Ireland.

Thus, this.

You can proactively think and work on these questions or let your brain do the work (it will take a while).

You can ask yourself **one question per week or month** as the weekly or monthly theme to train your creative thinking mussel (I know our brain is not mussel tissues).


You can try these in order or start from the questions that are easy for you to answer.

I hope that one day, you will be zapped by the lightning of new product ideas that our collaborating artisans will make for you through this exercise.

Some of the prompts are based on what and how I think when I need to come up with new plans, projects, or designs.

Most importantly, I hope you will enjoy answering or discovering answers to the prompts!

Warm Regards,



Satoko Kamada
— founder of KoLe SHIKOKU Japan

Block A: Know Your Strength

A-1: Your Favorite Things

A-2: Brainstorming: Your Favorite Items

Block B: From Your Living Environment

Block C: From People In Your Life

Block D: From Crafts

D-1: From Traditional Crafts In Your Culture

D-2: From Shikoku's Heritage Crafts

D-3 Cross-craft

D-4 Cross-culture

D-5 Random Pick

Block E: Broader Approach

"→ Prompt Number" indicates that there is a follow-up question to that prompt.

After answering this question, please try the question shown next to the arrow.

Block A

Know Your Strength

A-1: Your Favorite Things

You don't have to be certified or a specialist in anything. Purely focus on what you LOVE.

1. What are your favorite item categories?

i.g., stationary, tableware,

2. What are your favorite materials?

i.g., cloth, wood, paper

3. What are your favorite motifs?

i.g., little birds, bees, flowers,

4. What are your favorite colors?

i.g., navy blue, turquoise, orange

5. What are the three items that you have been using for a long time?
→ 6.

6. Write down the reasons you love them as much as possible.
→ 7.

7. Glance at the keywords you wrote down at "6," what are the things important to you?

A-2: Brainstorming: Your Favorite Items

Block B

From Your Living Environment

8. What is something in your house that you wish was the perfect size?

9. What is something that you want but don't sell?
→ 10
10. What are the differences between similar products and what you want?

11. What would you like to change most about your home?
→ 12.
12. Why do you want to change the part of your home?
→ 13.
13. What is the ideal state?
→ 14.
14. What do you need to make the change?
→ 15.
15. What will happen to your life and feelings if that comes true?

16. What items in your home aren't you particular about?
→ 17.
17. What among them doesn't need to be plastic?
→ 18. Things don't have to be plastic
→ 20. Things have to be plastic
18. What could be used instead of plastic?
→ 19.
19. Do you think using a different material would look better than using plastic?

20. Which things that need to be made of plastic can be made without plastic if the form or purpose is changed?
→ 21.
21. What forms or purpose are they?
→ 18.
- _____
22. Find one thing in your house that you would rate 80/100.
→ 23
23. What is missing in order to get a perfect score?

24. What item do you have the most in sight in your living room?
→ 25
25. Among those items, which ones would you like to change or haven't carefully selected?
→ 26.
26. What specific changes would make those items into favorites for you?

27. Among the items you carry daily, which ones are often visible to others?
i.g., a passcase, wallet, etc
→ 28
→ 30
28. Which ones do you feel must be the ones you currently have?
→ 29
29. Why is it?

30. Which ones could be replaced with something else?

→ 31

31. Among those items, which ones, if custom-made, would give you a sense of superiority when seen by others?

Block C

From People In Your Life

32. Who is someone in your life that you truly wish would use something special?
→ 33
33. Why is it?
→ 34
34. What kind of bespoke item do you think would make the person happy?
→ 35
35. On what occasion do you think the person would readily accept that gift?
→ 36
36. When would that occasion be?

37. Field Research 1: If you were to ask someone about their beloved items, who would you choose? Please select five people.
→ 38.
38. What are their beloved items?
→ 39.
39. What are the reasons or key points that make them like their beloved items?
→ 40.
40. How did they acquire their beloved items?
→ 41.
41. If it was a gift from someone, is the favorite aspect more about the person who gave it to them or the item itself?
→ 42

42. What keywords or common points were found in the research? Try to summarize your own "elements that make an item a favorite."

43. Field Research 2: Try to write down any complaints about various products that others have expressed in your life.
→ 44.
44. If those complaints were resolved, how happy do you think that person would be on a scale of 1 to 10?

45. What item might be fun for everyone in your family or group to have in different sizes or colors?

D-1: From Traditional Crafts In Your Culture

46. Is there a traditional craft certification system in your country?

Yes → 48

No → 47

47. try creating your own definition of traditional crafts based on the certification criteria for traditional crafts in Japan.

*Here is the reference: <https://kole.ponandcon.com/2576/>

48. What traditional crafts are there in your country?

→ 49.

→ 51.

→ 54.

→ 56.

→ 63.

49. What skills or techniques are required to create those traditional crafts?

→ 50

50. What other items could be created using those techniques?

51. What materials are needed to create those traditional crafts?

→ 52.

→ 53.

52. What characteristics or features do those materials have?

→ 53.

53. What everyday items could be made by utilizing the characteristics of those materials?

Block D

From Crafts

54. What cultural stories are associated with those traditional crafts?
→ 55.
55. What kind of items could be created by reflecting that cultural background?
56. What traditional crafts do you think might disappear in the next 100 years?
→ 57.
→ 58.
57. Why do you think that is?
→ 58.
58. Which traditional crafts that might disappear in the next 100 years would you want to preserve?
→ 59.
→ 61.
59. Why?
→ 60.
60. What changes do you think need to happen in order for that traditional craft to survive?
61. Which aspect of traditional crafts would you want to preserve? The form or use of the product, the materials, the techniques, or the cultural background?
→ 62.
62. What kind of items could be created by utilizing the aspect of traditional crafts you want to preserve?

63. What traditional crafts from your country do you find most appealing?

→ 64.


64. Why?

D-2: From Shikoku's Heritage Crafts

From 65 to 74 are existing products that our collaborating heritage craft artisans/craftspeople produce today. They are examples of integrating heritage craftsmanship into the modern lifestyle. What and how would you change those existing items for your use?

Is it size, color, or usage?

65



Masu-Kougei ~kude box~

width: 50 mm / 1.9685 in
depth: 50 mm / 1.9685 in
height (with the lid):
37 mm / 1.45669 in


66



Kude Tray -square-

width: 210 mm / 8.26772 in
depth: 200 mm / 7.87402 in
height: 30 mm / 1.1811 in

67



Kude Tray -rectangle-

width: 270 mm / 10.6299 in
depth: 200 mm / 7.87402 in
height: 30 mm / 1.1811 in

68



**Tama-Kanzasi
~hair stick~**

Ball: diameter: 23mm /
0.905512 in

Stick:
width: 6 mm / 0.23622 in
depth: 6 mm / 0.23622 in
height: 236 mm / 9.29134 in

69




Tama-Urushi ~earrings~

Ball: diameter:
23mm / 0.905512 in
Earring Length:
40 mm/ 1.5748 in

For more and better photos and information:
<https://kole-gift.ponandcon.com/top/products/>

70



Hana-Urushi ~earrings~

Wooden Flower:
diameter:
45 mm / 1.77165 in
thickness:
5 mm / 0.19685 in
Earring Length:
65 mm/ 2.55906 in

71



Tsunokikkou ~earrings~

Single:
Wooden Part:
diameter: 22 mm /
0.866142 in
thickness: 5 mm / 0.19685 in
Earring length: 32 mm /
1.25984 in

72



Working Tray

Tray (W-D-H) mm / in
outside:
200-255-30 /
7.87402-10.0394-1.1811
inside:
185-238-30 /
7.28346-9.37008-1.1811

73



**Magnet Cap Wooden
Ballpoint/Fountain Pen**

diameter: 13 mm / 0.51181in
height: 142 mm / 5.59055 in

74



Wooden Ballpoint Pen

diameter: 9-13 mm /
0.354331-0.511811 in
height: 130 mm / 5.11811 in

From 75 to 78 are about Kude Shoji, a Kagawa (Shikoku, Japan)'s Heritage Craft:

If you are new to Kude Shoji or Kude craft, here is an article to check:

<https://kole.ponandcon.com/2693/>

Here is a video:

<https://youtu.be/O2vPdx0K4i0?si=3FsaUtdbF-WTdnN9>

75. What items or places do you think would be enhanced by having Kude patterns on them?

76. If the thinly stripped wood used in Kude could be applied elsewhere, what could it be used for?

77. What items could be created using the technique of assembling wood without screws or nails, as seen in Kude?

78. If Kude were to be used as a component in everyday items, what could it be used for?

From 79 to 82, they are about Kagawa Shikki, Japanese lacquerware produced in Kagawa, which is a National and Prefectural Heritage Craft.

If you are new to Kagawa Shikki, here is an article to check:

<https://kole.ponandcon.com/2738/>

Here is a video:

https://youtu.be/vzSrwhywoWY?si=N_KPckj6WyQf7uXP

79. What items do you think would benefit from being coated with Urushi, considering its unique properties?

80. What unexpected items do you think could be interesting if made with Urushi, considering its color and design potential for painting?

81. What items do you think would be ideal for Shikki that could be used for generations, lasting hundreds of years with re-coating?

82. If Urushi were to be used as a component in everyday items, what kinds of items would it be suitable for?

From 83 to 85 are about Sanuki Nori-zome (starch dyeing), a Kagawa (Shikoku, Japan)'s Heritage Craft:

If you are new to Sanuki Nori-zome,

Here is a video:

<https://youtu.be/pYD0UgsFe3I?si=kQA7okoz-ESDmswl>

83. What items or places do you think would be enhanced by having traditional Japanese patterns or designs using Nori-zome?

84. What items do you think would be ideal for the patterns you designed, where the outlines of the "tsutsu-gaki-zome" (tube-resist dyeing) patterns are hand-drawn?

85. If items with "tsutsu-gaki-zome" (tube-resist dyeing) were used as components in everyday items, what kinds of things could they be used for?

From 86 to 89 are about Hariko-Tora (head bobbling paper mache tigers), a Kagawa (Shikoku, Japan)'s Heritage Craft:

If you are new to here is an article:

<https://kole.ponandcon.com/2752/>

86. What items could be created by applying a structure with a swaying or nodding head?

87. If the pre-colored state were considered the finished product, what shape and type of item would you create using the "Hariko-tora" (paper-mâché tiger) technique?

88. What everyday items could be created by utilizing the techniques of "Hariko" (paper-mâché)?

89. Would it be possible to use "Hariko" (paper-mâché) as a component in everyday items?

D-3 Cross-craft

In this section, I want you to explore your ideas further to create an item that uses two different heritage crafts of Shikoku. Here is the list of the combinations I would like you to try: What items could they be?

- 90. Kude & Kagawa Shikki
- 91. Kude & Nori-zome
- 92. Kude & Hariko-tora
- 93. Nori-zome & Hariko-tora
- 94. Nori-zome & Kagawa Shikki
- 95. Kagawa Shikki & Hariko-tora

D-4 Cross-culture

In this section, I want you to explore the possibility of integrating the heritage crafts of Shikoku and your culture.

96. What kind of items do you think could be created by combining traditional crafts from your country with those from Shikoku?

97. If you were to blend traditional crafts from Shikoku with elements of daily life in your country, what kind of items could be created that people would use and appreciate?

D-5 Random Pick

98. Pick one everyday item and think about how you could incorporate traditional craftsmanship techniques into it. How would you do it?

Block E

Broader Approach

This block gives you broader approaches to start product design by changing perspectives or aspects of existing products.

99. Change: size, usage/purpose, material

100. Mix/cross: Material, culture, purpose (multi-purpose)